

PHOMI BRILLIANT CONCEPT

PHOMI®

www.jubinbms.com.my



PHOMI[®]
econic clay

PHOMI econic clay CHARACTERISTICS



Flexible



**Freeze
Resistant**



Durable



**Easy
Installation**



**Fire
Retardant**



Light & Thin



GREEN CERTIFICATE



100% NATURAL



NOT HARMFUL

----- Brilliant Surfaces, Elevated Life -----

▮ **PHOMI ECONIC CLAY**

▮ **TRAVERTINE SERIES**

▮ **SLATE STONE**

▮ **ROCK FACE**

▮ **ROUGH SURFACE**

▮ **CHISELED STONE**

▮ **INFINITI STONE**

▮ **35 PIECE STACK STONE**

▮ **STONE RIDGE**

▮ **RAMMED EARTH**

▮ **ROPE WAVE**

▮ **BRICK SERIES**

▮ **WOOD SERIES**

▮ **MUSHROOM STONE**

ECONIC CLAY



Phomi Econic Clay Material

Innovative base material

PHOMI Econic Clay is an unique and innovative architectural material made of natural mineral resources, primarily clay, and processed with advanced technology. It is also widely known as MCM.

PHOMI products are highly eco-friendly, lightweight yet durable, and can be used in a wide range of indoor and outdoor applications, including decor walls, facade walls, floors, and ceilings.



TRAVERTINE SERIES

600 x 1200mm



TRAVERTINE PRO CLOUD YELLOW



TRAVERTINE PRO CLOUD GREY

1200 x 2400mm



TRAVERTINE ANDES YELLOW



TRAVERTINE ANDES GREY



ROME TRAVERTINE CLOUD WHITE

Product Description

Travertine closely replicates the look of natural travertine, making it a versatile choice for various applications. It can be used on exterior walls, commercial spaces, public areas, offices, entertainment venues, feature walls in homes, and bathrooms.

Packing Information

Product Size (mm)	600 x 1200	1200 x 2400
Pc / box	16	4
Kg / box	50-55	45-50
sqft / box	128	128
m ² / box	11.89	11.89

* Pictures for illustration purpose only, picture and colour of tiles may vary slightly from the actual tiles.

TRAVERTINE SERIES

PHOMI®
econoic clay

Phomi Econoic Clay



Material science that shapes the future.

SLATE STONE

1200 x 2400mm



MARBLE VEIL GREY



MOUNT CELESTIAL VEIL DARK GREY

Product Description

Slate features long, corrugated patterns and natural colors, resembling a unique, non-repeating landscape painting. It's versatile for use in entertainment venues, commercial spaces, bathroom walls, ceilings, exterior walls.

Packing Information

Product Size (mm)	1200 x 2400
Pc / box	4
Kg / box	45
sqft / box	128
m² / box	11.89

* Pictures for illustration purpose only, picture and colour of tiles may vary slightly from the actual tiles.



SLATE STONE



ROCK FACE

600 x 1200mm



ROCK FACE H001



ROCK FACE STONE GOLD SESAME



ROCK FACE STONE BRUCE DARK GREY

Product Description

With its irregular and prominent texture, this surface replicates the appearance of a naturally occurring rock face. Its rough, tactile feel evokes the essence of nature, as if shaped by years of exposure to wind, sun, and the elements. Perfect for artistic exterior wall decorations, it brings a timeless, weathered charm to any space.

Packing Information

Product Size (mm)	600 x 1200
Pc / box	6
Kg / box	7.67
sqft / box	48
m² / box	4.45

* Pictures for illustration purpose only, picture and colour of tiles may vary slightly from the actual tiles.



ROCK FACE

PHOMI®
econoic clay

Phomi Econoic Clay



Material science that shapes the future.

ROUGH SURFACE

600 x 1200mm



ROUGH SURFACE NILE MEDIUM YELLOW



ROUGH SURFACE NILE DARK GREY

Product Description

Apply adhesive to the back of the product. For gaps exceeding 6 mm, consider filling with grout, steel strips, wood strips, or framing with wood.

Packing Information

Product Size (mm)	600 x 1200
Pc / box	12
Kg / box	48-55
sqft / box	96
m² / box	8.91

* Pictures for illustration purpose only, picture and colour of tiles may vary slightly from the actual tiles.



ROUGH SURFACE



CHISELED STONE

PHOMI®
eeonic clay

600 x 1200mm



CHISELED STONE ANDES WHITE



CHISELED STONE MULTI COLOR BLUE


Product Description

Designed with a realistic stone texture, these tiles bring a touch of authenticity and sophistication to any outdoor or indoor space. Their unique flexibility makes them ideal for creative applications, including curved walls and intricate architectural designs, offering unmatched versatility in construction.

Packing Information

Product Size (mm)	600 x 1200
Pc / box	8
Kg / box	49-55
sqft / box	64
m ² / box	5.95

* Pictures for illustration purpose only, picture and colour of tiles may vary slightly from the actual tiles.



CHISELED STONE

PHOMI®
econoic clay

Phomi Econoic Clay



Material science that shapes the future.

600 x 1200mm



INFINITI GREYISH BROWN



INFINITI GOLD SESAME



INFINITI H06


Product Description

The Infinity Stone Tiles embody simplicity and elegance, making them a versatile choice for both commercial and private environments. One of their unique features is their suitability for creating stunning indoor waterfalls, adding a touch of serenity and sophistication to interiors. Whether enhancing walls, facades, or decorative installations, Infinity Stone Tiles deliver a refined aesthetic with endless design possibilities.

Packing Information

Product Size (mm)	600 x 1200
Pc / box	6
Kg / box	48
sqft / box	48
m² / box	4,45

* Pictures for illustration purpose only, picture and colour of tiles may vary slightly from the actual tiles.





35 PIECE STACK STONE

600 x 1200mm



35 PIECE STONE NILE DARK GREY



35 PIECE STONE MULTI COLOR RUST

Product Description

The 35 Piece Stack Stone mimics the look of stacked long strip stones, offering a seamless, natural aesthetic while making installation quick and effortless.

Packing Information

Product Size (mm)	600 x 1200
Pc / box	8
Kg / box	25-30
sqft / box	64
m ² / box	5.95

* Pictures for illustration purpose only, picture and colour of tiles may vary slightly from the actual tiles.



35 PIECE STACK STONE

PHOMI®
econic clay

Phomi Econic Clay



Material science that shapes the future.

STONE RIDGED

600 x 1200mm



STONE RIDGED ANDES WHITE

Product Description

From classic tones like white and beige to bold shades like grey, these tiles provide endless possibilities for customization. Their minimalist design ensures a sleek, stylish aesthetic that enhances any space without overpowering it. Perfect for modern interiors and exteriors, Stone Ridged Tiles are an ideal choice for creating a clean, sophisticated environment with timeless appeal.

Packing Information

Product Size (mm)	600 x 1200
Pc / box	16
Kg / box	48-52
sqft / box	128
m ² / box	11.89

* Pictures for illustration purpose only, picture and colour of tiles may vary slightly from the actual tiles.



STONE RIDGED

PHOMI[®]
econoic clay

Phomi Econoic Clay



Material science that shapes the future.

RAMMED EARTH

600 x 1200mm



RAMMED EARTH WALL LIGHT GREY



RAMMED EARTH WALL RED

Product Description

Rammed earth is a technique for constructing foundations, floors, and walls using compacted natural raw materials such as earth, chalk, lime, or gravel. It is an ancient method that has been revived recently as a sustainable building method.

Packing Information

Product Size (mm)	600 x 1200
Pc / box	16
Kg / box	48
sqft / box	128
m ² / box	11.89

* Pictures for illustration purpose only, picture and colour of tiles may vary slightly from the actual tiles.



ROPE WAVE

PHOMI®
econc clay

Phomi Econc Clay




Material science that shapes the future.

ROPE WAVE

600 x 1350mm



ROPE WAVE A HY001



Horizontal Design



Straight Design

Product Description

Apply adhesive to the back of the product. For gaps exceeding 6 mm, consider filling with grout, steel strips, wood strips, or framing with wood.

Packing Information

Product Size (mm)	600 x 1350
Pc / box	8
Kg / box	54-58
sqft / box	69.75
m² / box	6.48

* Pictures for illustration purpose only, picture and colour of tiles may vary slightly from the actual tiles.

BRICK SERIES

PHOMI®
eeonic clay

60 x 225mm




K BRICKS 052 WHITE

60 x 240mm



A BRICKS 085089 RED

63 x 222mm



R BRICKS 031043 DARK GREY



R BRICKS 085089 RED

120 x 480mm



E SERIES IDYLLIC DARK GREY

Product Description

Brick series features uneven, and rugged texture, perfect for adding depth and character to any space. Its raw appeal brings a bold, natural charm to walls and facades, making it ideal for distinctive designs.

* Pictures for illustration purpose only, picture and colour of tiles may vary slightly from the actual tiles.

Packing Information

Product Size (mm)	60 x 225	60 x 240	63 x 222
Pc / box	240	500	280
Kg / box	14-18	30-35	17-20
sqft / box	34.87	80	38.84
m ² / box	3.24	7.43	3.61



WOOD SERIES

300 x 1350mm



ORIGINAL WOOD MAGIC YELLOW



ORIGINAL WOOD LAYERED ROCK



ORIGINAL WOOD YOLY

Product Description

Expertly designed to imitate authentic wood grain, these tiles create a welcoming ambiance in any space. Using advanced 3D coloring and glazing techniques, they deliver a visually striking appearance that perfectly mimics the elegance of real wood.

Packing Information

Product Size (mm)	300 x 1350
Pc / box	42
Kg / box	50
sqft / box	189
m ² / box	17.56

* Pictures for illustration purpose only, picture and colour of tiles may vary slightly from the actual tiles.

WOOD SERIES

PHOMI®
econoic clay

Phomi Econoic Clay



Material science that shapes the future.

MUSHROOM STONE

PHOMI®
eeonic clay

400 x 800mm



CROSSARD MUSHROOM STONE
ANDES YELLOW



MUSHROOM STONE 043

600 x 1200mm



OBIQUE MUSHROOM STONE 043

800 x 800mm



CROSSARD MUSHROOM STONE 052CR

Product Description

A highly textured product that mimics the natural beauty of authentic mushroom stone. Featuring striking concave and convex details, these tiles closely resemble real stone in both texture and size, making them a favorite among designers for creating bold and realistic aesthetics.

* Pictures for illustration purpose only, picture and colour of tiles may vary slightly from the actual tiles.

MUSHROOM STONE

Packing Information

Product Size (mm)	400 x 800	600 x 1200	800 x 800
Pc / box	1	1	1
Kg / box	1.6	3.6	3.2
sqft / box	3.44	7.75	6.88
m² / box	0.32	0.72	0.64



PHOMI®

www.jubinbms.com.my

Jubin BMS Johor Bahru (HQ)

6, Jalan Kencana Emas 2/1,
Kawasan Perindustrian Tebrau 3,
81100 Johor Bahru,
Johor.

Jubin BMS Kota Damansara

13, Jalan TSB 8,
Taman Industri Sungai Buloh,
Kota Damansara,
47000 Petaling Jaya,
Selangor

Jubin BMS Klang (HQ)

No.105, Jalan Batu Tiga Lama,
Off Persiaran Sultan Ibrahim,
41300 Klang,
Selangor.